

KS 2000i S START UP / SHUTDOWN



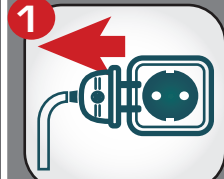




GENERATOR START UP

⚠ READ MANUAL BEFORE START

- 1  Add/check fuel
- 2  Add/check the oil level
- 3  Open vent (ON)
- 4  Turn air choke to START
- 5  Pull up to the tension
- 6  Pull sharply

GENERATOR SHUTDOWN

- 7  Turn air choke to RUN
- 8  Connect electrical appliances
Wait 1-2 min.
- 1  Disconnect electrical appliances
Wait 1-2 min.
- 2  Turn air choke to OFF
- 3  Cool down generator, then close vent (OFF)

